

## DX Monitor V1.8.0 Firmware Update


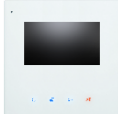

This guide is to help you to upgrade DX471 via SD card.

### 1. Features

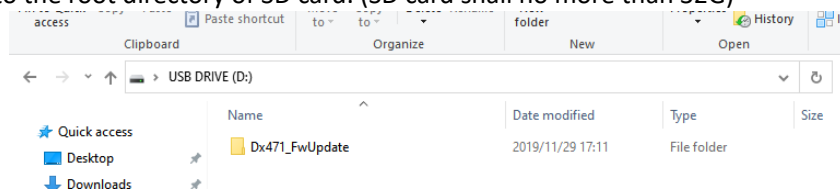
- Support VDPConnect APP, more stable media transmit
- WiFi offline fixed
- Online update now supports breakpoint resume.

### 2. Update

a. Download, English standard version:


 DX471	 DX439	 DX47
<a href="#">Download</a>	<a href="#">Download</a>	<a href="#">Download</a>

b. Copy whole **folder** “Dx471\_FwUpdate” (“Dx439\_FwUpdate” for DX439, “Dx47\_FwUpdate” for DX47) directly to the root directory of SD card. (SD card shall no more than 32G)



Structure: USB Drive (X:): \Dx471\_FwUpdate\ DX471AllFwupdate.zip (take DX471 as an example)

c. Slide out and open the hatch on the rear side of the DX471, and click in the SD card as below:



d. Power on DX471 and wait the system booting, and in the menu “Settings” -> “General” -> “SD card”, and in this page, press “Firmware Update”

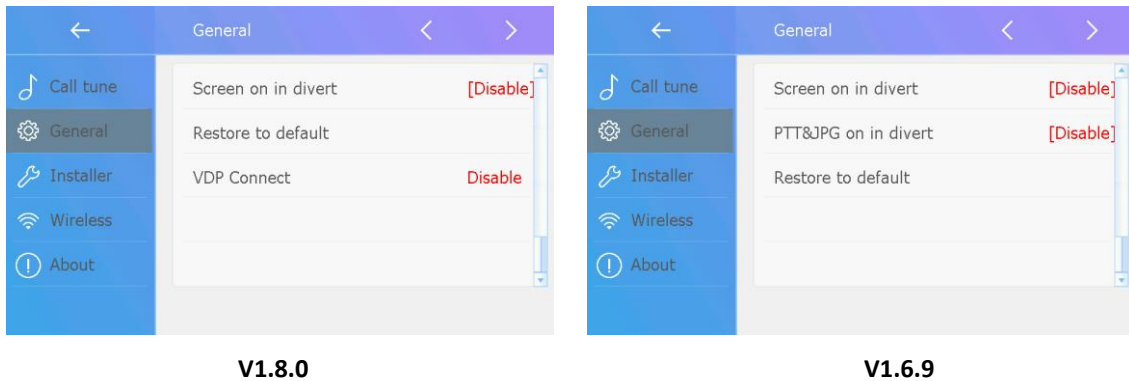
e. With long beep, state light turns to red and flash, during that please do not power off. And leave the screen as show, this will takes 2min, and it will reboot itself.

f. **Go into “settings” -> “General Setting” -> “Restore to default” -> touch “Restore and backup” twice.**

g. After update, with long beep state light turns to green, and system will reboot automatically, after reboot check in “Settings” -> “About”, the “S/W Ver: V1.8.0.21XXXXXXXXXX” means Dx471 in latest firmware.

### 3. 1.8.0 VS 1.6.9

After update to 1.8.0, menu changes as below:



“PTT&JPG on in divert” has been remove, on V1.8.0 “Press to talk” is a default setting.

“VDP Connect” on V1.8.0 while enable means the monitor is work with app “VDP Connect” and use new media transmit protocol to works. (By default, is disable)

### 4. APP “VDP Connect” with V1.8.0

Scan and download IOS app “VDP Connect” as below, android is not release yet.



IOS VDPCconnect

By using “VDP connect” enable on DX471 and works with new “VDPCconnect” APP, system will using new media transmit protocol, which has better experience than “2Easy”

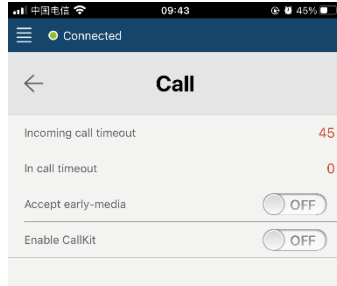
Due to the Android version is not release, or there are still customer using “2Easy”, while using V1.8.0 you will have:

“VDP Connect” Enable	Only using “VDPCconnect” APP with IOS devices. *
“VDP Connect” Disable	Using “2Easy”, or both “2Easy” and “VDPCconnect”

*\*if with “VDP Connect” enable but using 2easy APP might cause the 2easy APP video lost.*

## 5. VDP Connect

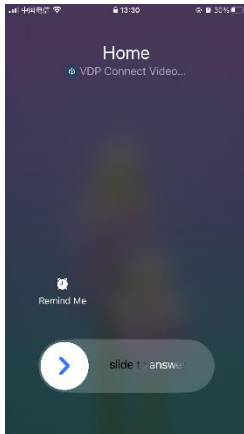
New settings are below, in VDP connect APP settings/call.



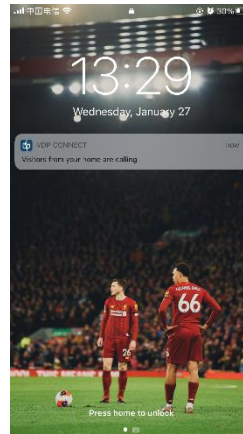
### Enable Call kit:

Call kit is a IOS framework, that display the system-calling UI for VDPconnect APP.

While enable or disable this option, APP will tip users with different notification:



Call kit enable



Call kit disable

### Accept early-media:

“Early media” allow user to preview video image before pickup calls, this only works when call kit is DISABLE.



Early-media enable



Early-media disable