

English

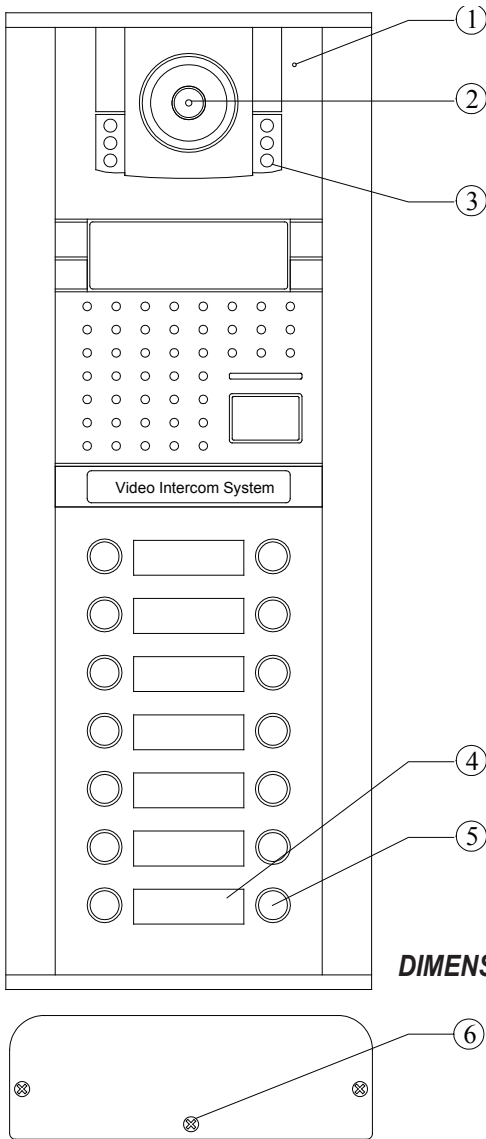
# **VIDEO DOOR PHONE DOOR STATION**

---

## MR7D USER MANUAL

- ALUMINIUM PANEL
- DIRECT SELECT CALL
- LED NIGHT VIEW
- NAMEPLATE FOR EACH HOUSE
- RAINCOVER AVAILABLE

# 1. PARTS AND FUNCTIONS

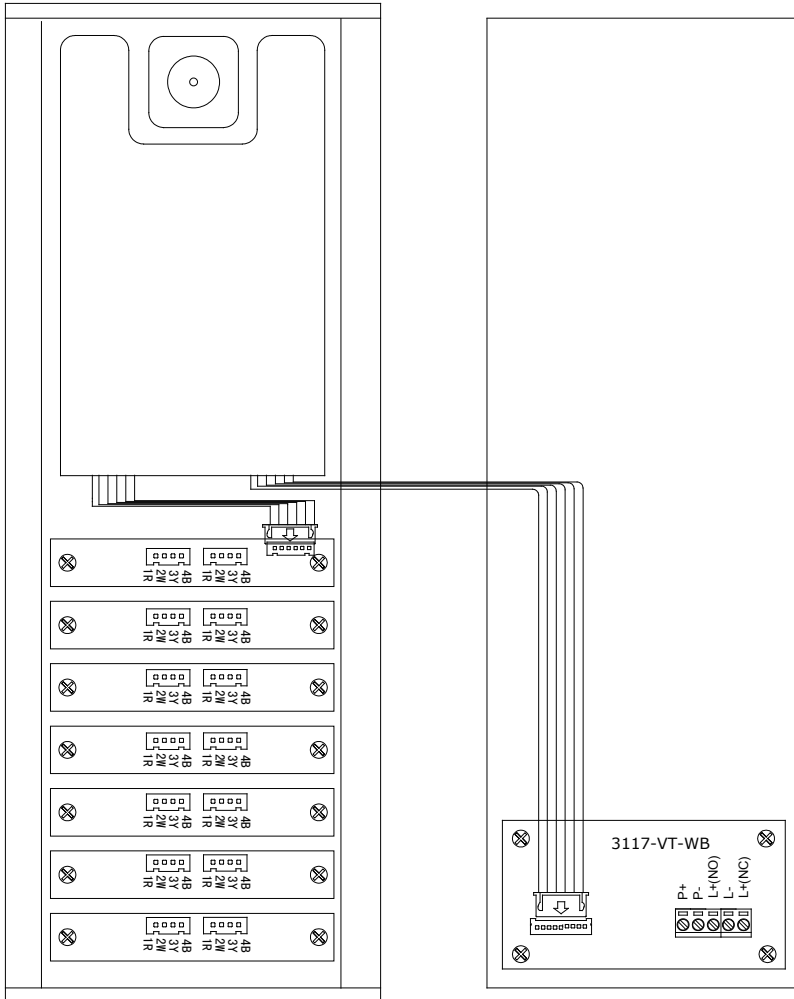


1. Microphone
2. Camera
3. Night view LED
4. Nameplate
5. Call button
6. Backcover screw

**DIMENSIONS:** 336(H)×125(W)×50(D)mm

*Note: models with different number of buttons install the same*

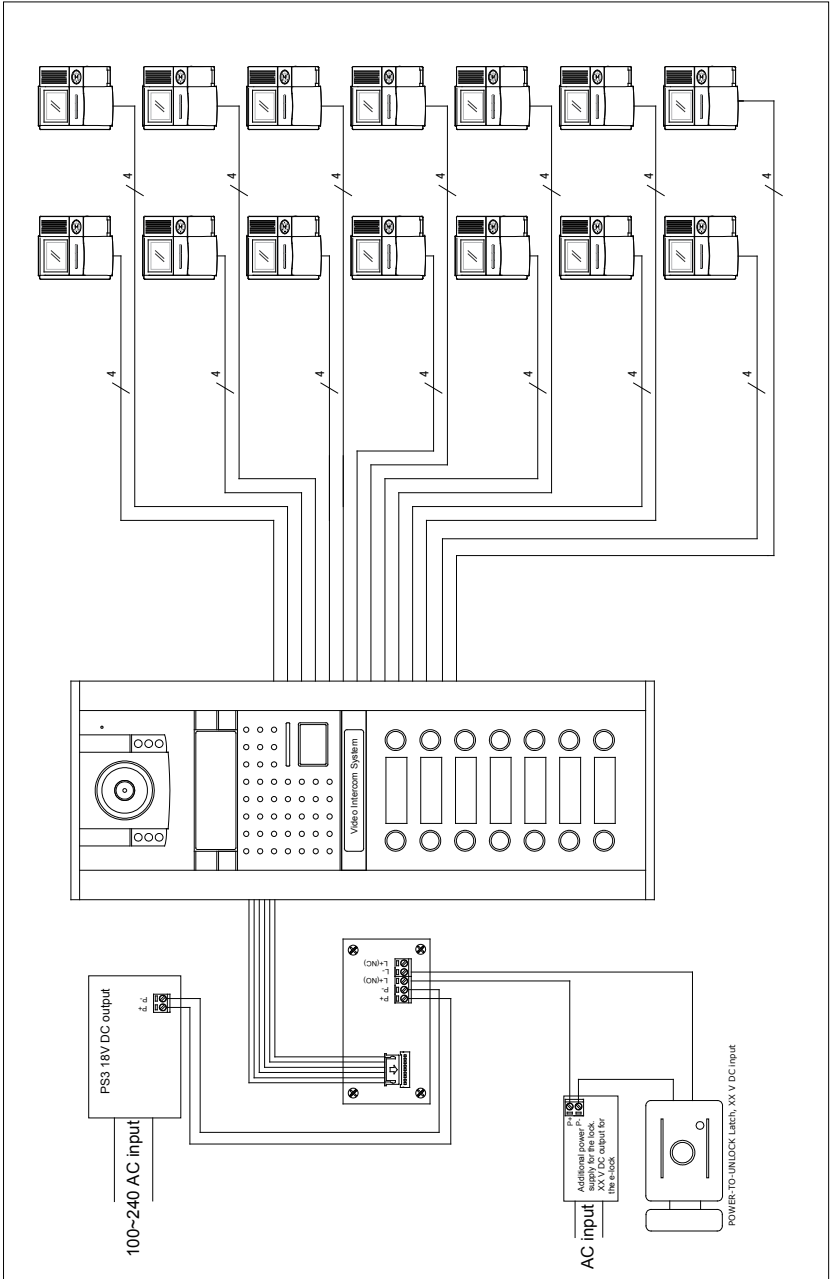
## 2. PORTS INSTRUCTIONS



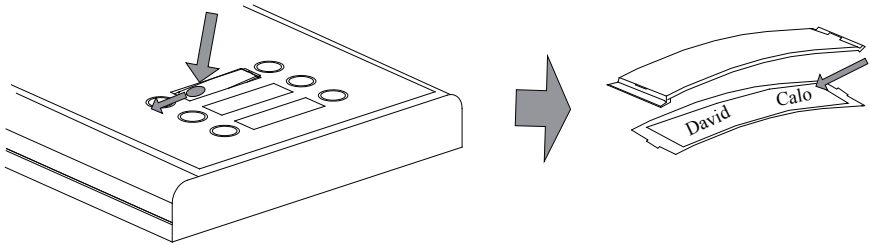
### Port Instructions:

- P+,P-: power input, connect to the P+,P- of the power supply(the output of the power supply must be 18V DC)
- L+(NO),L-,L+(NC): e-lock connection port.(refer to wiring next page)
- 1R,2W,3Y,4B: connect to the 1R,2W,3Y,4B of the Indoor monitors

### 3. STANDARD SYSTEM WIRING



## 4. NAMEPLATE INSTRUCTIONS



- Down press the left side of the nameplate and push to left, then the right side of the nameplate will jump up
- Take the nameplate out and put the paper with the names in between the two pieces of the nameplate, then put them back into the door station

## 5. SPECIFICATIONS

- Power supply: DC 18V
- Power consumption: Standby 0.5W; Working status 15W
- Camera Lens: 3.6mm, 72 degree visual angle
- Camera resolutions: >300 TV lines
- Video signal: 1Vp-p, 75Ω, CCIR standard
- Monitor time: 30 seconds
- Talking time: 90 seconds
- Connection mode: 4 wiring, polar
- Dimensions: 336(W)×125(H)×50(D)mm

## 6. PRECAUTIONS

- All parts should be protected from violence vibration or dropping.
- Please do the cleanliness with soft cotton cloth, please do not use the organic or chemical clean impregnate.
- Image distortion may occur if the Door station is mounted too close to magnetic field e. g. Microwaves, etc.
- Please keep the Door station away from wet, high temperature, dust, and caustic and oxidation gas in order to avoid any unpredictable damage

# WARRANTY CARD

NB Please keep this document safe, as it is proof of your Warranty  
Your Video door system comes with a one year Manufacturers Warranty. When used normally, the following services are offered:

1. Replacement for malfunctioning parts in first three months
2. Repair free of charge for malfunctioning parts in first year

The following actions will void the Warranty:

1. Damage to the device during installation
2. Damage to the device through misuse
3. Opening and/or disassembling the device
4. Attempting to force the device to perform functions for which it is not intended
5. Attaching the device to power supplies other than those recommended by the manufacturer

Distributor for Warranty purposes:

Intelligent Home Online Ltd

62 Hartley Old Road

Purley, Surrey

CR8 4HJ

+44 (0)20 86170015

[www.intelligenthomeonline.com](http://www.intelligenthomeonline.com)

Product: \_\_\_\_\_

Purchaser Name: \_\_\_\_\_

Invoice N: \_\_\_\_\_

Purchase Date \_\_\_\_\_

